


MODEL SMHP 35

SMHP 35 Series

- 35W High Power Resistors
- TO-263 Surface Mount
- RoHS Compliant.



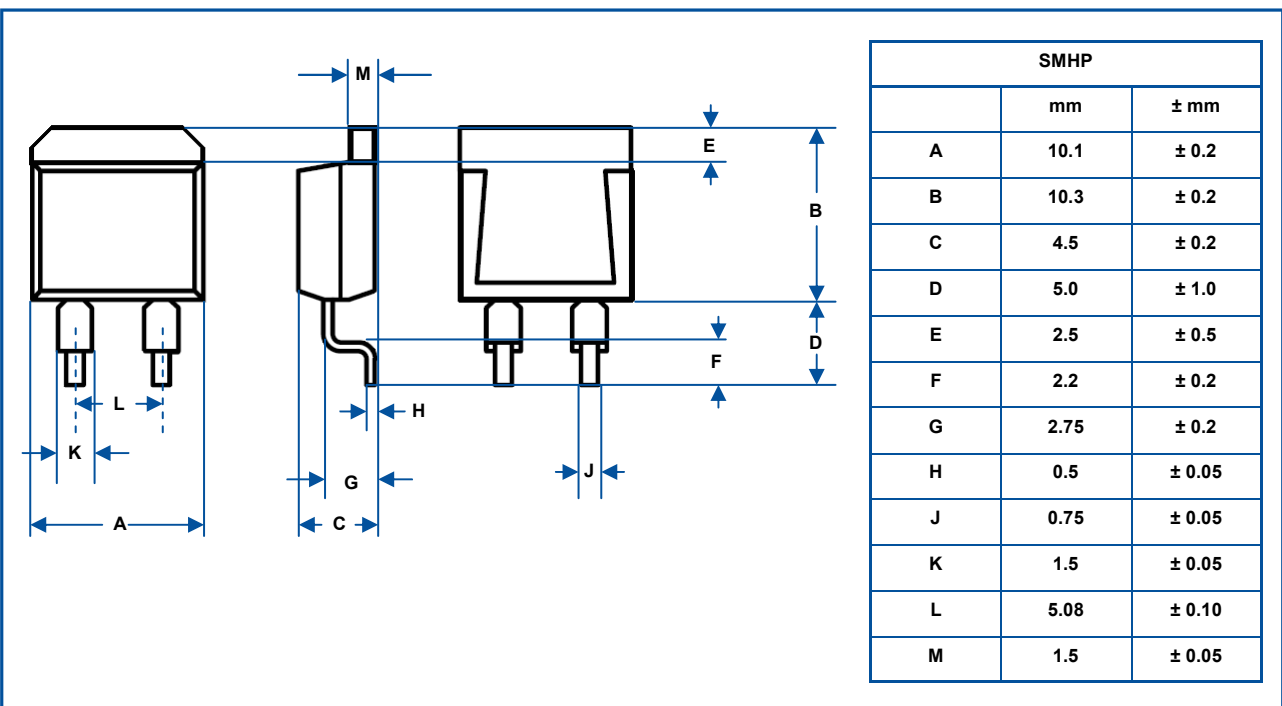
FEATURES

- Non-Inductive, Small, 35 Watt high power resistor.
- TO-263 surface mount package offering a very low thermal resistance.
- Small thin package for high density PCB installation.
- Fully RoHS reflow profile compliant.

APPLICATIONS

- High frequency emitter resistors in switching power supplies.
- High precision CRT colour video amplifiers.
- High frequency snubber and pulse handling circuits.
- Pulse generator load resistors.
- In-rush current protection.
- Bleeder Resistors.

DIMENSIONS (mm)



General Note

BI Technologies reserves the right to make changes in product specification without notice or liability

© BI Technologies Limited • Glenrothes, Fife KY7 4NX, UK

Telephone: +44 (0) 1592 662200 • Facsimile: +44 (0) 1592 662299 • Website: www.bitechnologies.com • Email: sales@bitechnologies.co.uk

MODEL SMHP 35

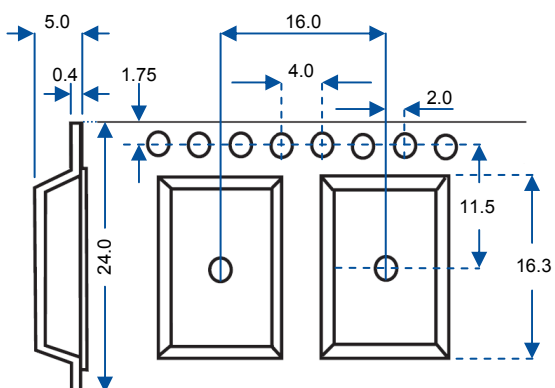
ELECTRICAL

ITEMS	SPECIFICATION			TEST CONDITIONS
Power Rating	35 Watt			-55°C to +25°C Flange Temperature
	2 Watt			Without Heatsink
Thermal Resistance	3.3°C/ W			Resistor Hotspot to Flange
Resistance Range	0.01 - 0.09Ω	0.1 - 9.1Ω	10 - 51KΩ	Any value within range and tolerance
TCR (ppm/°C)	250	100	50	For -55°C to +155°C
Tolerance	±5%	±1% & ±5%	±1% & ±5%	
Operation Temperature Range	-55°C to +155°C			
Maximum Operating Voltage	500V or √PR			
Dielectric Withstanding Voltage	2000 Vdc			60 Seconds
Load Life	ΔR = ±1% +0.5Ω			25°C, 90 min ON, 30 min OFF, 1000 Hours
Humidity	ΔR = ±1% +0.5Ω			40°C, 90 - 95%RH, DC 0.1W, 1000 Hours
Temperature Cycle	ΔR = ±0.25% +0.5Ω			-55°C, 30 min, +155°C, 30 min, 5 cycles
Soldering Heat (Max.)	ΔR = ±1% +0.5Ω			350 ± 5°C, 3 seconds
Solderability	Minimum 90% Coverage			230 ± 5°C, 3 seconds
Insulation Resistance	Over 1,000 MegΩ			Between Terminals and Tab
Vibration	ΔR = ±0.25% +0.5Ω			

Notes:

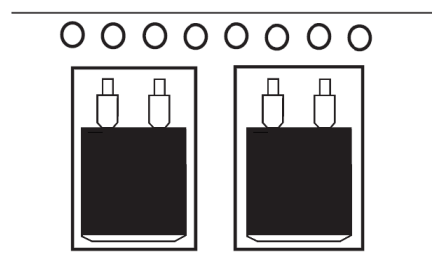
1. Electrically isolated metal tab.
2. Contact Factory for custom products, non-standard values and tolerances
3. Current Rating: 25A Maximum.

TAPE DIMENSIONS & ORIENTATION



Reel Dimension:

Outer Diameter: 300mm
 Inner Diameter: 100mm
 Width: 23.9mm Min. - 27.4mm Max.
 Quantity: 500 pcs/Reel



Reel Orientation:

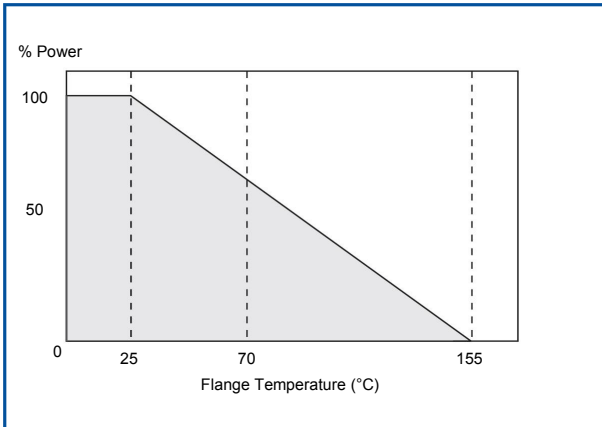
Units to be orientated with Pins facing Sprocket Holes.

General Note

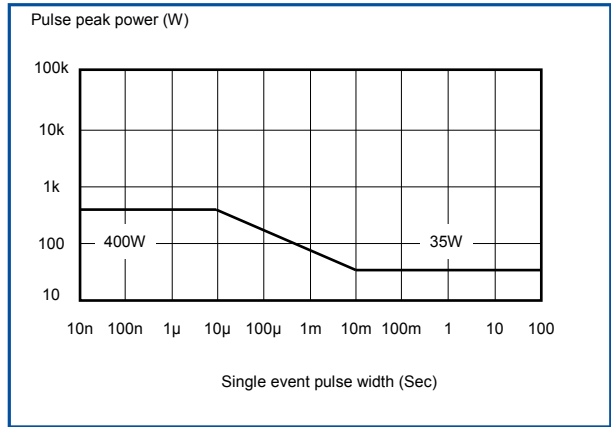
BI Technologies reserves the right to make changes in product specification without notice or liability

MODEL SMHP 35

DERATING CURVE

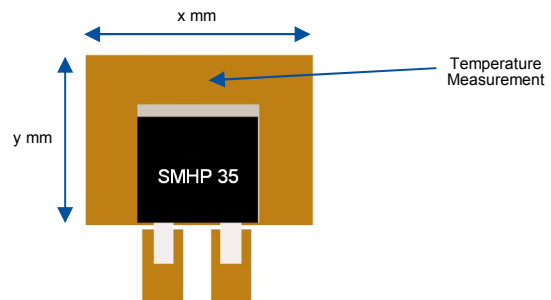


PULSE ENERGY DURABILITY



FR4 THERMAL PSB CHARACTERISATION

Pad Dimensions (x,y mm)	P _{90°C, 35µm} (W)
50,40	4.5
45,35	4
40,30	3.5
35,25	3
20,10	2



Notes:

Characterisation carried out using 35µm PCB Copper pad weights, with the temperature of 90°C used as a maximum reference on the PCB.

P_{90°C, 35µm} (W) is power when the measurement point reaches 90°C.

ORDERING INFORMATION

	SMHP 35	500	F	T13	
Model	_____		_____	_____	Tape & Reel:
Resistance Code:	_____		_____	_____	13" Reel (500 pcs per reel)
0.1Ω : 0R100					(No code used for Magazines)
50Ω : 500					Tolerance:
First two digits significant, last digit denotes number of trailing zeros					J = 5% Tolerance
					F = 1% Tolerance

General Note

BI Technologies reserves the right to make changes in product specification without notice or liability