

Trimming Potentiometers

Sealed Single Turn Through-Hole



Model	25	62	72 ^{Note B}	82	93
Size ^{Note A}	1/4" (6.35mm)	1/4" (6.35mm)	3/8" (9.53mm)	1/4" (6.35mm)	1/2" (12.70mm)
Electrical Travel	210°	220°	244°	220°	270°
Resistance					
Range, Ohms	10 to 2 Meg	10 to 2 Meg	10 to 2 Meg	10 to 2 Meg	10 to 2 Meg
Tolerance (%)	±10 (±10 Available)	±10 (<100W = ±20)	±10 (<100W = ±20)	±10 (<100W = ±20)	±10 (<100W = ±20)
Temp. Coefficient, ppm/°C	±100 (<200W = ±250)	±100 (<100W = ±250)	±100 (<100W = ±250)	±100 (<100W = ±250)	±100 (<100W = ±250)
Contact Resistance Variance, Max.	1% (<100W = 1W)	1% (<100W = 1W)	1% (<100W = 1W)	1% (<100W = 1W)	1% (<100W = 1W)
Adjustment Style					
Top Adjustment	25P 2 25U 3 25W 9	62P 9 , PF 62M 2	72P, PT 2 , RP 72PL 3 72PM 4 72PX, RPX 1	82M 2 82P 9 , PF 82W 3	93P 2
Side, Edge Mount	25S 2 25V 3 25X 2 , 25Z		72RX, X, XT 2 72RW, XL, RXL 3 72XW, RXW 1	82PA 2	
Bottom Adjustment		62B 8			
Packaging Options					
Bulk	Standard	NA	Standard	Standard	Standard
Tubes	Standard		P, PM, X, XL, XW, RW	M, P, PA, W	N/A
Tape & Reel	U, V	N/A	RWF ^{Note C}	WF ^{Note C}	N/A
Ammo Pack	U, V	N/A	RWF ^{Note C}	WF ^{Note C}	N/A
RoHS Compliant	Yes	Yes	Yes	Yes	Yes

Specifications subject to change without notice.
Fluorinert® is a registered trademark of 3M Company.

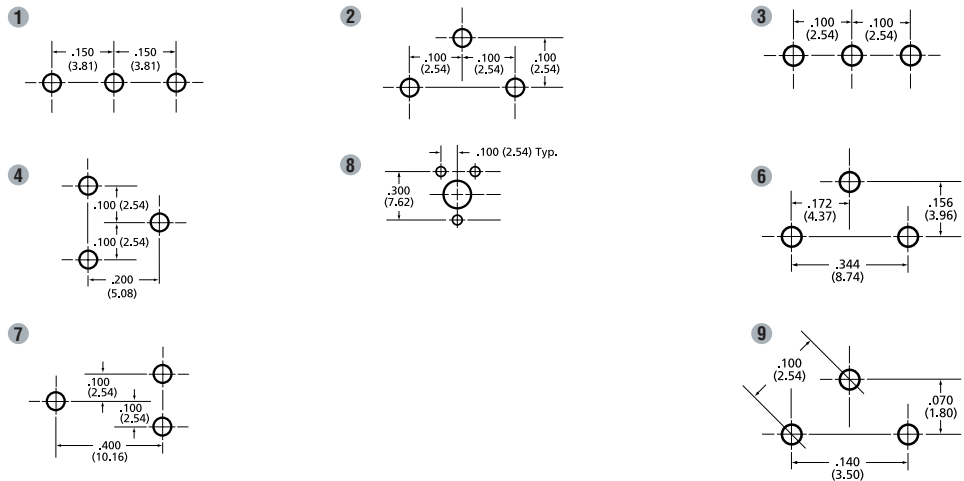
Note A Dimensions shown are for popular pin styles. Consult data sheet for complete information.

Note B Optional adjustment knob version available (Models 72PT & 72XT).

Note C "F" is added to pin style for Tape & Reel and Ammo Pack.

PC Board Patterns

Through-Hole—Inches (mm)



Trimming Potentiometers

Sealed Multiturn Through-Hole



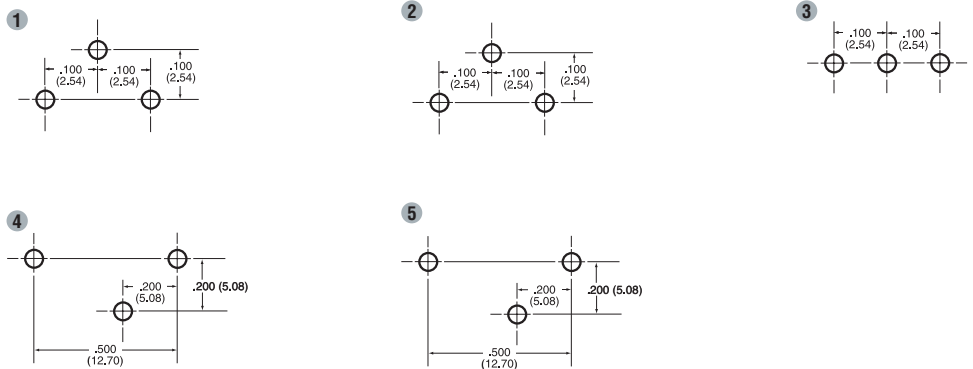
Model	64	67	68	89/90
Size ^{Note A}	1/4" (6.35mm)	3/8" (9.53mm)	3/8" (9.53mm)	3/4" (19.05mm) ^{Note B}
Electrical Travel	12 Turns	20 Turns	20 Turns	20 Turns
Resistance				
Range, Ohms	10 to 2 Meg	10 to 2 Meg	10 to 2 Meg	10 to 2 Meg
Tolerance (%)	±10	±10 (<100W = ±20)	±10 (<100W = ±20)	±10 (<100W = ±20)
Temp. Coefficient, ppm/°C	±100	±100	±100	±100
Contact Resistance Variance, Max.	1% (<100W = 1W)	1% (<100W = 1W)	1% (<100W = 1W)	1% (<100W = 1W)
Adjustment Style				
Top Adjustment	64W ² 64Y ³	67W ³ 67Y ²	68W ³	89P, 89PH ⁴ , 90P ^{Note F}
Side, Edge Mount	64X ² 64Z ³	67X ³ 67Z ²	68X ³	89W, 89WH ⁵ 89X, 89XH ¹
Side, Flat Mount	64P ²	67P ²	68P ²	
Packaging Options				
Bulk	N/A	Standard	Standard	Standard
Tubes	Standard	P, W, X, Y, Z	P, W, X	P, X, W, PH, WH, XH
Tape & Reel ^{Note E}	YF, ZF ^{Note E}	WF, XF ^{Note E}	WF, XF ^{Note E}	N/A
Ammo Pack ^{Note E}	YF, ZF ^{Note E}	WF, XF ^{Note E}	WF, XF ^{Note E}	N/A
RoHS Compliant	Yes	Yes	Yes	Yes

Specifications subject to change without notice.
Fluorinert® is a registered trademark of 3M Company.

PC Board Patterns

Through-Hole—Inches (mm)

- Note A Dimensions shown are for popular pin styles. Consult data sheet for complete information.
- Note B High profile (.34") version available, Models 89PH, WH, XH.
- Note C Termination style is flexible leads.
- Note D Termination style is J-Hooks.
- Note E "F" is added to pin style for Tape & Reel and Ammo Pack.
- Note F Model 90P features Transparent Housing.
- Note G Tubes with TB at end of P/N
- Note H Tape & Reel with TR at end of P/N

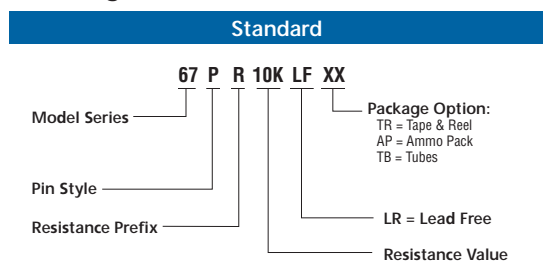


Sealed
Multiturn
Surface Mount

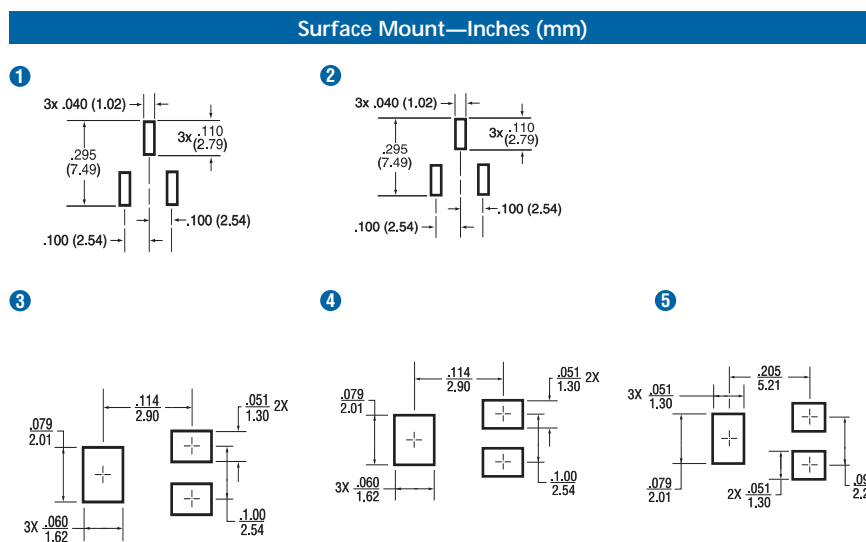


43	44	45	84
3mm	.157" (4mm)	.157" (4mm)	1/4" (6.35 mm)
11 turns	9 Turns	15 Turns	12 Turns
10 to 2 Meg	10 to 2 Meg	10 to 2 Meg	10 to 2 Meg
±20	±10	±10	±10
±100 (<100w = ±250)	(<100w = ±20%) ±100 (<100w = ±250)	(<100w = ±20%) ±100 (<100w = ±250)	±100
1% (<300w = 3%)	1% (<100w = 1w)	1% (<100w = 1w)	1%(<100w = 1w)
43W	44W ③	45W ③	84W ①
	44J ④	45J ④	84X ①
	44G ⑤	45G ⑤	
Note G	N/A	N/A	N/A ②
Note H	G, J, W	G, J, W	Standard
	Standard	Standard	P, W, X
	N/A	N/A	N/A
Yes	Yes	Yes	Yes

Ordering Information



PC Board Patterns



Custom Trimmers

Special electrical and mechanical features are available for specific customer applications. For additional information and complete product specifications, contact your local BI Technologies representative.

Trimming Potentiometers



Model	35	36	37	38
Size	3mm	6mm	9mm	10mm
Element Type	Cermet	Cermet	Cermet	Carbon
Resistance Range, Ohms	100 to 1 Meg	100 to 1 Meg	100 to 1 Meg	100 to 1 Meg
Resistance Tolerance (%)	±20	±20	±20	±30
Power Rating, Watts	0.1	0.3	0.5	0.15
RoHS Compliant	Yes	Yes	Yes	Yes
Top Adjustment	35W	36F, P	37P	38P
Top Adjustment Extended			37F	
Side Adjustment		36K, W	37W	38W
Side Adjustment Extended			37S	
Packaging	Tape & Reel	Bulk	Bulk	Bulk



Model	39	40	91
Size	15mm	6mm	3/8" dia., 9.53mm
Element Type	Carbon	Carbon	Cermet
Resistance Range, Ohms	100 - 1 Meg	100 - 1 Meg	10 - 2 Meg
Resistance Tolerance (%)	±30	±20	±20
Power Rating, Watts	0.25	0.1	0.5
RoHS Compliant	Yes	Yes	Yes
Top Adjustment	39P	40P	91A, B, C, E
Top Adjustment Extended			
Side Adjustment	39W	40S, W, B	91T, X, V, W
Side Adjustment Extended			
Packaging	Bulk	Bulk	Bulk